

EMOTIONAL INTELLIGENCE

20TH MAY - 9TH JUNE



MOOC

Author –Dr. Seema Sharma

Assistant Professor, Manav Rachna University

Hub Coordinators

Prof. Dr. Vasudha Kamat

Member, National Education Policy Committee

Dr. Jayashree Shinde

Director, Dept of Education Technology, SNDT
Women's University, Mumbai

Mentor - Ms. Subha Das Mollick

Visiting Faculty Aliah University

<https://courses.mookit.co/course/course001>

Licence for OER: attribution-noncommercial-
sharealike 4.0 international

INTRODUCTION

Motivation

- Lack of awareness about importance of emotional intelligence.
- Need of making student facilitators more equipped in understanding their students' needs.
- Need to create a healthy society.
- **UNESCO Sustainable Goals**



Goals

To make learners aware about Emotional Intelligence.

To orient learners about positive emotional habits regarding emotional, social and mental wellbeing so that they can nurture the groups they work with and get the best out of them as individuals and as a group.

Target Group

Student teachers, teacher educators, community worker and counselors.

COURSE DETAILS

- 3 Weeks, 12 hours, 3 modules, 13 lectures
- Sequential Module transition
- Formative assessment: Sharing views, Revision Quiz, reflections on given situations and videos.

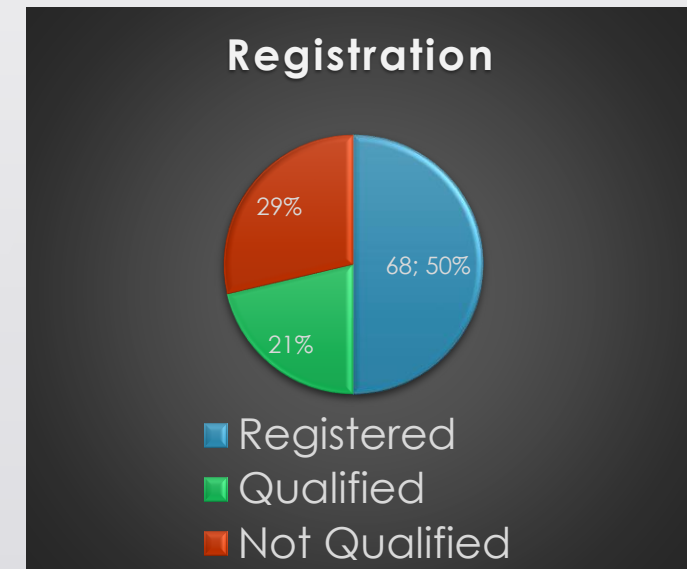
Qualifying Criterion

- Completing post course assessment
- Participation in at least 3 discussion forums.
- Feed back

- Module 1 : Introduction to Emotional Intelligence
- Module 2 : Developing Social Skills
- Module 3 : Creating an Environment for Emotional Intelligence

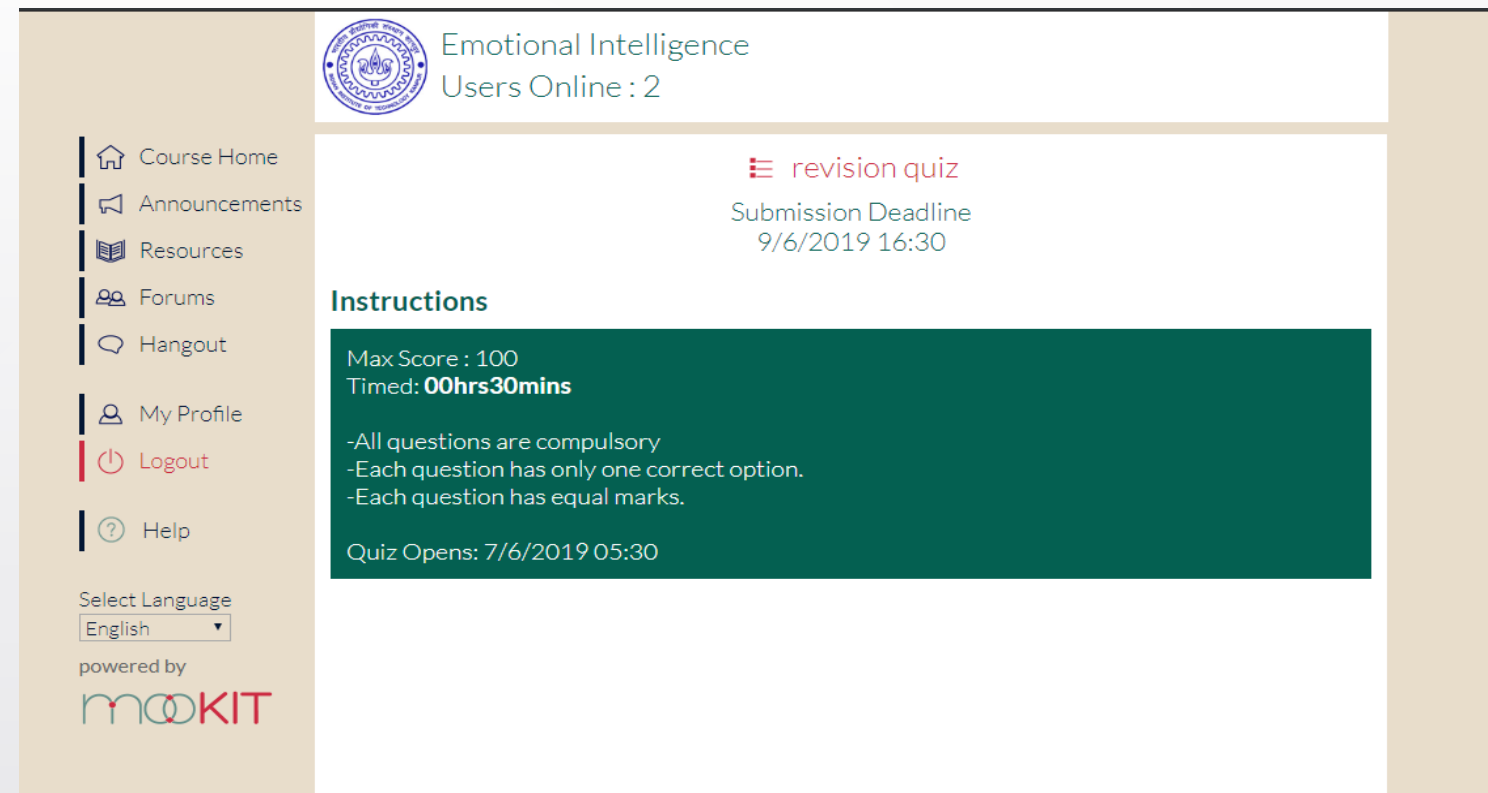
Number of Participants

- Registered 68
- Qualified 29
- Not qualified 39



TYPES OF RESOURCE MATERIAL

- PDF, Power points for content delivery.
- Videos: self recorded: you tube ,
- Images :self clicked ;free and open resources
- Planned activities ,anecdotes
- Quiz for revising the concepts .
- CC licensed resources
- NCERT Book



Emotional Intelligence
Users Online : 2

revision quiz
Submission Deadline
9/6/2019 16:30

Instructions

Max Score : 100
Timed: **00hrs30mins**

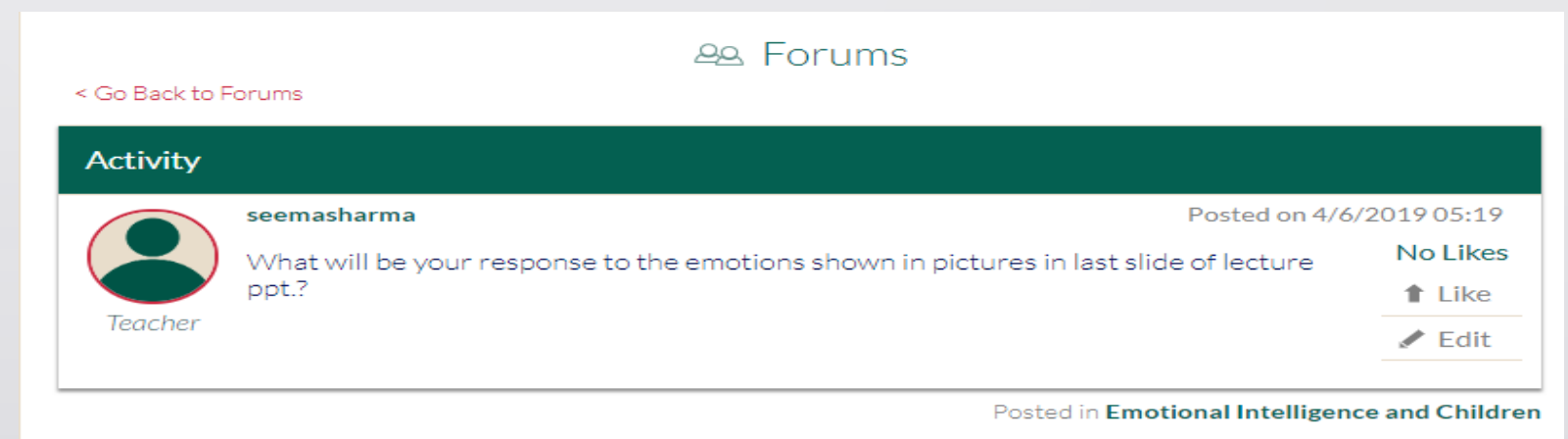
- All questions are compulsory
- Each question has only one correct option.
- Each question has equal marks.

Quiz Opens: 7/6/2019 05:30

Course Home
Announcements
Resources
Forums
Hangout
My Profile
Logout
Help

Select Language
English


powered by
mOKIT



Forums

< Go Back to Forums

Activity

 **seemasharma** Posted on 4/6/2019 05:19

Teacher

What will be your response to the emotions shown in pictures in last slide of lecture ppt.?

No Likes

Like

Edit

Posted in **Emotional Intelligence and Children**

Issues:

- Selection of content for limited time frame (12 hours)
- Designing of modules and sub modules
- Keeping intact essence of course.

Solution:

- ✓ Assessment of felt need of target group
- ✓ Framing of objectives.
- ✓ Selection of content
- ✓ Keeping intact the basics of course
- ✓ Delimiting the no. of modules and submodules

IMPLEMENTATION

Issues:

- Effective content delivery.
- Limited resources
- Certification logo

Solution:

- ✓ self recorded videos
- ✓ Google form for assessment.
- ✓ power points and PDFs for content delivery
- ✓ links of you tube videos (CC)
- ✓ Forum discussions
- ✓ Mail announcements for information dissemination.

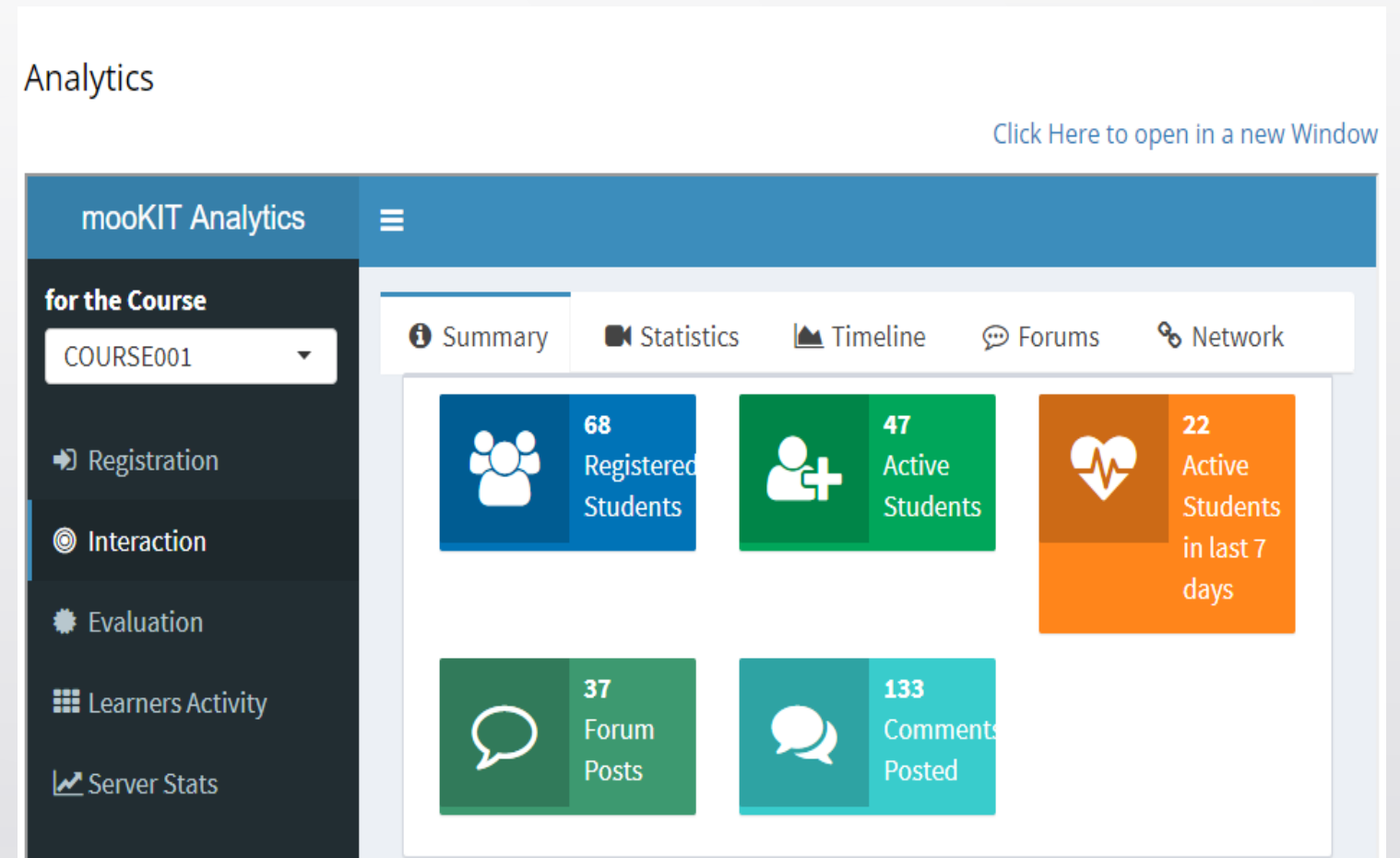
DEPLOYMENT

Issue:

- ❑ Selection of the free online platform.
- ❑ Managing platform

Solution:

- ✓ Selection of mookit
- ✓ maximum utilization
- ✓ Assistance provided by mookit team



OER DEVELOPMENT

Challenges :

- Selection of content
- Selection of resources
- Selection of online platform
- Time Constraint
- Creating resources such as videos, images

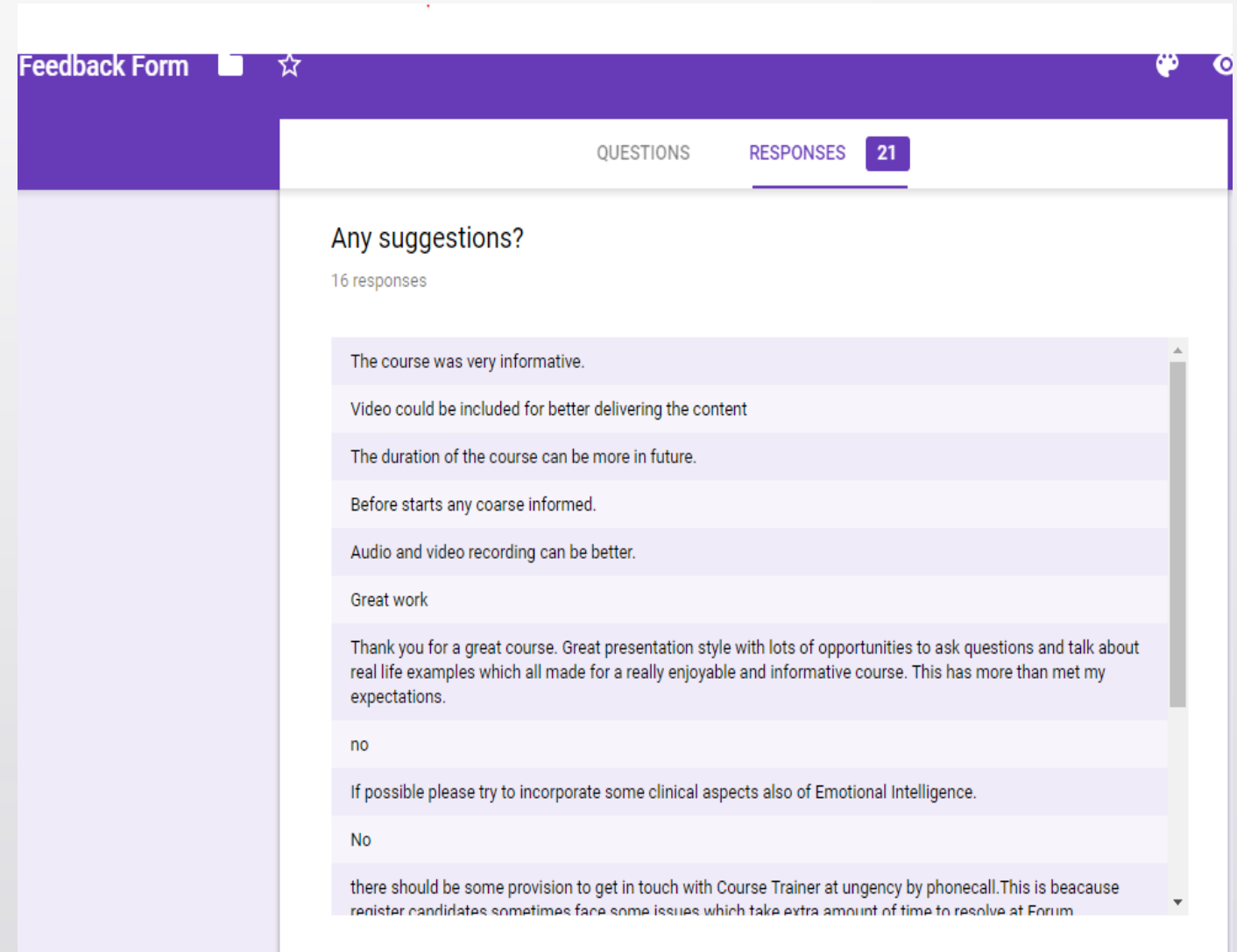
Solutions:

- ✓ Information shared by Asia Hub coordinators.
- ✓ Guidance of mentor.
- ✓ Interest in the topic, zeal of learning consistent reminders from core team.
- ✓ Institutional resources were utilized. Some videos were self recorded.
- ✓ participants responses became the driving force.

LESSONS LEARNED

- The process of developing OER
- Management of Online platform
- Content Transaction
- Utilization Free and open resources.
- Importance of time line
- Drop out issues
- Certification
- Importance of Feed back

Participants' Feed back



Feedback Form

QUESTIONS RESPONSES 21

Any suggestions?

16 responses

- The course was very informative.
- Video could be included for better delivering the content
- The duration of the course can be more in future.
- Before starts any coarse informed.
- Audio and video recording can be better.
- Great work
- Thank you for a great course. Great presentation style with lots of opportunities to ask questions and talk about real life examples which all made for a really enjoyable and informative course. This has more than met my expectations.
- no
- If possible please try to incorporate some clinical aspects also of Emotional Intelligence.
- No
- there should be some provision to get in touch with Course Trainer at ugency by phonecall.This is beacause register candidates sometimes face some issues which take extra amount of time to resolve at Forum

OE4BW

- Impetus to complete the project.

Hub coordinators

- Navigated efficiently and effectively
- Helped in clarifying the concept of OER
- Facilitated by providing formats for course outline and time line.
- Timely intimated about the associated processes such as attribution, licensing, platform.
- Provided constructive feed back at the final stage.

Mentor

Facilitated from the inception of course till now by

- Prompt reply
- Timely feedback
- Reminding dead lines
- Resolving issues
- Motivating

Plans and suggestions for the future

- Running the course again by utilizing gained experience
- Upgrading the level of course from basic to advance
- OE4BW is a good initiative should be continued.
- It is a good way of contributing in creating knowledge society, so more volunteers can be involved.

Reference links

- Link: <https://forms.gle/WgUWHgbTarzWEXFh6> (pre assessment)
- Link: <https://forms.gle/ZfW3KCR1cDemvn4r6> (post assessment)
- <https://www.youtube.com/watch?v=nt3qxRHGAV0&t=38s>
- Link: [https://forms.gle/LBzSUTuFHamWADiS6\(feedback\)](https://forms.gle/LBzSUTuFHamWADiS6(feedback))
- <https://www.youtube.com/watch?v=ZXbgDDzq9kQ&t=60s> (recorded video)
- <https://www.youtube.com/watch?v=IxQVD1j3i6w&t=2s> (recorded video)
- <https://www.youtube.com/watch?v=VYi8QENonU0> (recorded video)