

# Evolving as Facilitative Teacher for Sustainable Development

(Developed as a part of UNESCO Open Education for a Better World Mentoring Program)

## MOOC



**Author: Sandeep Patil**

(Assistant Professor, Azad College of Education, Satara (M.S.), India)



**Mentor: Dr. Fawzi Baroud**

(Assistant Vice President for Information Technology, Notre Dame University, Lebanon)

**Course link:** <https://courses.mookit.co/course/eftsd>



"Course Presentation of UNESCO OE4BW MOOC on 'Evolving as Facilitative Teacher for Sustainable Development'" by Sandeep Patil, UNESCO Open Education for a Better World Mentoring Programme, Azad College of Education, Satara is licensed under [CC BY-NC-SA 4.0](https://creativecommons.org/licenses/by-nc-sa/4.0/)

# Evolving as Facilitative Teacher for Sustainable Development

*MOOC for Every Teacher who Aspires to Excel*

## MOOC



Free and Open for Everyone to  
Learn Anytime Anywhere across the World

### Course Content

- **Concept of a Facilitative Teacher**
- **Role of Facilitative Teacher in Sustainable Development**
- **Socio-emotional Aspect of Facilitative Teacher**
- **Attributes of Socio-emotional Facilitative Teacher Development**
- **Ways of promoting Socio-emotional Facilitative Teacher Development**

Hosted by

**Sandeep Patil**

Assistant Professor, Azad College of Education, Satara (M.S.), India

Course Information: <https://courses.mookit.co/course/eftsd>

Course Registration: <https://courses.mookit.co/user/register>

Enroll after Registration: <https://courses.mookit.co/user/register>

**Duration 3 Weeks**

**20th May 2019 to 9th June 2019**



## Motivation of the Project

1. Urgent Need for commitment towards sustainable development
2. Necessity of facilitative development of teachers towards sustainable development
3. Time to promote the open education movement
4. MOOCs as the best means to approach a global audience openly
5. My Experience of participating in various MOOCs
6. Need of promoting MOOCs and OERs among teachers

## Goals of the Project

To enable the participants to

1. Recognize the role as facilitative teacher for sustainable development.
2. Promote facilitative teacher development particularly in socio-emotional perspective.

## Target audience

1. Pre-service Teachers (Student teachers)
2. In-service teachers (from pre-primary to Higher Education)
3. Teacher Educators

## Outcomes of the project

1. Determine the significance of facilitative development of teacher regarding sustainable development.
2. Analyze socio-emotional attributes required to be a facilitative teacher for sustainable development.
3. Develop mind map on socio-emotional perspective of facilitative teacher development.
4. Discuss the ways to foster socio-emotional facilitative teacher development.
5. Carry out self-evaluation as a facilitative teacher w.r.t. socio-emotional perspective.



## 4 QUALITY EDUCATION



### SDG addressed in the Project

#### SDG4: TO ENSURE INCLUSIVE AND EQUITABLE QUALITY EDUCATION AND PROMOTE LIFELONG LEARNING

More precisely,

##### Target Indicator 4.7:

By 2030, ensure that all learners acquire the knowledge and skills needed to promote sustainable development, including, among others, through education for sustainable development and sustainable lifestyles, human rights, gender equality, promotion of a culture of peace and non-violence, global citizenship and appreciation of cultural diversity and of culture's contribution to sustainable development

### How?

- Teacher's role and responsibilities most crucial in this mission.
- Facilitative teacher development essential w.r.t. SDG4 and specifically **target indicator 4.7**.
- Teacher needs to be empowered socio-emotionally as a facilitator.



## Course Content

1. Role of a teacher in sustainable development
2. Concept of a facilitative Teacher
3. Significance of facilitative teacher in sustainable development
4. Socio-emotional perspective of facilitative teacher development
  - 4.1 Empathy, Respect and Appreciation
  - 4.2 Genuineness
  - 4.3 Relationship oriented approach
  - 4.4 Motivator
5. Promoting socio-emotional facilitative teacher development

### Type of developed materials (OERs)

Videos  
Blogs  
Mind maps  
Quizzes  
Surveys

### Course Outputs

Self-reflections  
Mind maps  
Ideas and strategies  
Self-evaluation

### Basic Technical Information

- Platform used: **mōKIT**
- No. of Modules: 3
- Course duration: 3 weeks (3-4 hrs. per week)





## SUMMARY (DEPLOYMENT)

Module	Duration	Learning Activity
Week 0 (Pre-workshop Phase)	Before May 20, 2019	0.1 Introduce Yourself 0.2 Pre-Workshop Survey on Sustainable Development Goals 0.3 Pre-workshop Quiz on teacher's role 0.3 Scenario based Discussion 0.4 Discussion Forum: My Sustainable Lifestyle 0.5 Discussion Forum: How do I promote Sustainable Development in my Class?
Module 1	Week 1: May 20 to 26, 2019	<ul style="list-style-type: none"><li>• Teacher for sustainable development</li><li>• Concept of a facilitative teacher</li><li>• Significance of a facilitative teacher in sustainable development</li><li>• Socio-emotional attributes of facilitative teacher development</li><li>• Empathy, respect and appreciation</li><li>• Week 1 Quiz</li><li>• Self-reflection of Week 1 learning experience</li></ul>
Module 2	Week 2: May 27 to June 2, 2019	<ul style="list-style-type: none"><li>• Genuineness</li><li>• Relationship oriented approach</li><li>• Motivator</li><li>• Week 2 Quiz</li><li>• Development of mind map on socio-emotional perspective of facilitative teacher development</li><li>• Self-reflection on Week2 learning experience</li></ul>
Module 3	Week 1: June 3 to 9, 2019	<ul style="list-style-type: none"><li>• Self-evaluation on socio-emotional perspective as a facilitative teacher</li><li>• Self-reflection on entire course</li><li>• Learning experience survey</li></ul>

**Emphasis on diversified learning experiences and active involvement of participants**



mooKIT Analytics

for the Course: EFTSD

- Registration
- Interaction
- Evaluation
- Learners Activity
- Server Stats

Chart Type: Area, Line

Summary | Statistics | Timeline | Forums | Network

Week 1 | Week 2 | Entire Course Data

Cumulative Graph

- Summary
- Statistics
- Timeline
- Forums
- Network

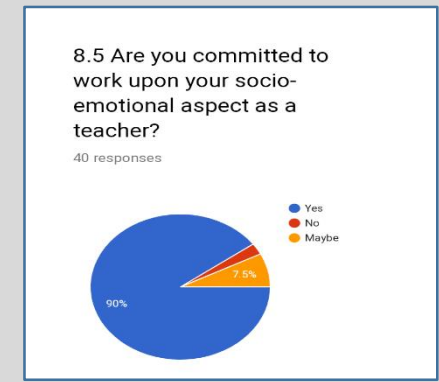
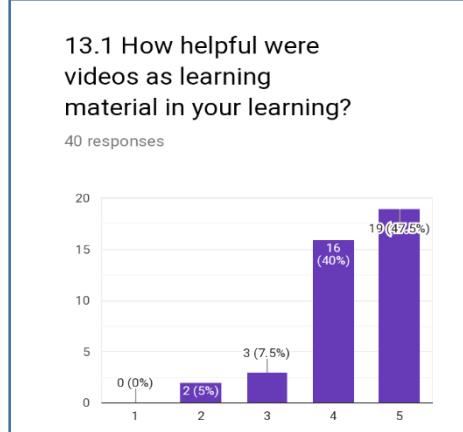
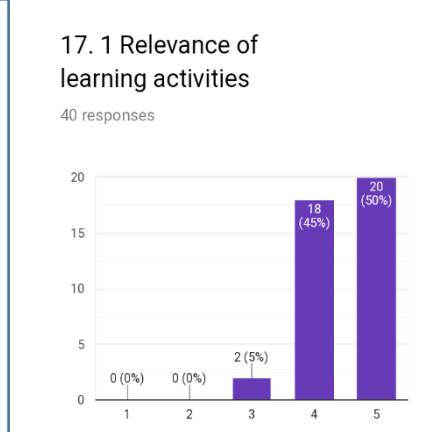
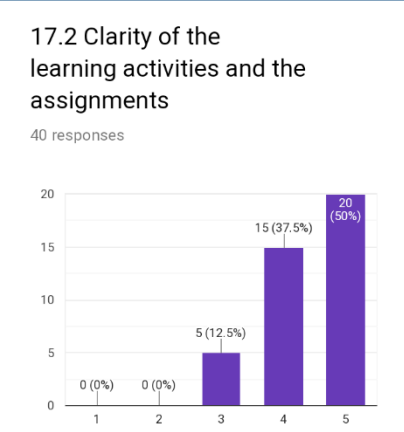
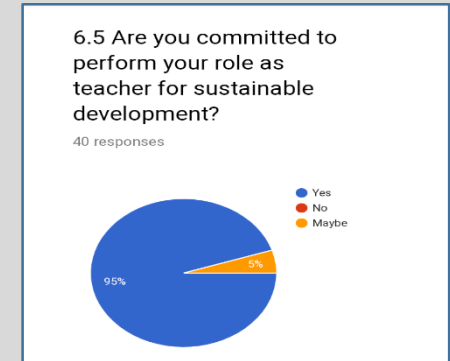
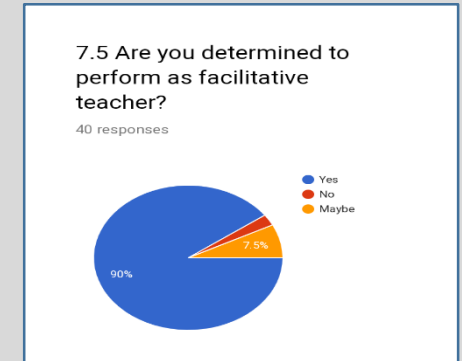
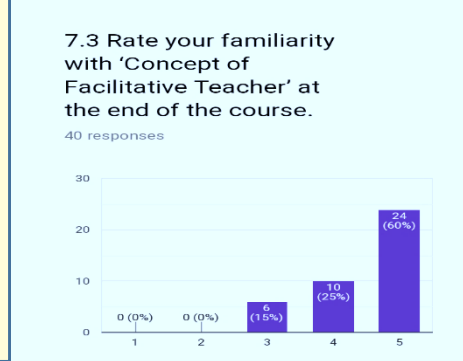
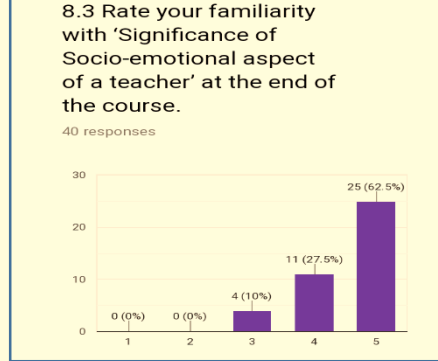
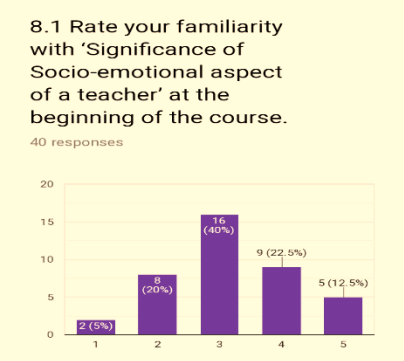
**120**  
Registered Students

**103**  
Active Students

**61**  
Active Students in last 7 days

**211**  
Forum Posts

**304**  
Comments Posted







## Participants

### Features most liked:

- Explanation in videos easy to understand
- Right mix of theory, practical demonstration and anecdotes plus hangouts
- Mind Maps and Blog materials
- Proper time given for course completion and well directed course
- Assignments
- Self-reflection
- Pre-workshop activities
- Well-drafted content

### Features least liked:

- Blogs are too lengthy.
- Hangout not suitable to chat separately
- Surveys bit exhaustive
- Ambiguity in some of the instructions
- Time limitation of submitting assignment

### Greatest impact of this :

- Implementing do's and don'ts of facilitative teacher
- Enhancement in professional knowledge
- Enhancement in introspection and enabling to implement the attributes of a facilitative teacher for academic progress
- Understanding students
- Focus on teacher-student relationship
- Supporting the process of education to be more social
- Working towards becoming a facilitative teacher

## Hub-coordinator



IgorLesko, 5:09 PM

It is such a pleasure working with such a dedicated/committed individual as you are Sandeep. Well done! 😊



## Mentor





## Starting Points

- Initial rigorous discussion with mentor and hub coordinator
- Planning for project under the guidance of mentor (ADDIE Model of Instructional Design)
- Developing Modules through discussion with mentor
- Searching for OERs
- Development of OERs and their modification through feedback from mentor
- Searching for suitable platform
- Uploading Course on platform

## Main Challenges

- Difficulty in finding suitable OERs
- Reluctance of teachers to participate in an online course
- Language constraint
- Time constraint
- Hesitance of involvement of participants in discussion forum

## Overcoming the Challenges

- Created OERs
- Created WhatsApp group for participants to motivate, suggest and guide them.
- Managed well within the time frame through the guidance from Mentor

## Lessons learned

- Visualizing the course deployment in design phase
- Creating quality OERs
- Deriving and sustaining participants' response in discussion forum

## Things I would do differently if I do it again

- Preparing better OERs
- Promote active involvement of participants in more effective manner
- Promote global participation
- Handle logistics more effectively

## Role of OE4BW

- Providing this opportunity of project development
- Allotting Hub-coordinator & Mentor
- Organizing the workshop and bringing all developers and mentors on one platform

## Role of Hub-Coordinator

- Organizing interactions with mentor
- Keeping updated
- Clarifying doubts, solving issues
- Persistent Motivation, support, feedback and follow-up

## Role of Mentor

- Persistent Support and motivation
- Clarifying issues
- Technical guidance
- Constructive feedback and regular follow-up
- Time check



### Regarding this project

1. Launching the project on OER Commons for the next round to make it available for the teachers across the world.
2. Modifying the material to make them technically and academically more sound and interactive.
3. Promoting better interactivity

### Regarding OE4BW program

1. May be more detailed guidelines are needed in the future for project development