

Open Education for a Better World Eduscope 2022
Wednesday, 21 September 2022

Empowerment Through Open & a Course Evaluation Tool for Quality matters

Gino Fransman

Open Education Influencers

LT Collab

What are Open Education Influencers?

OpenEdInfluencers or OEIs (pronounced: Oh-wees) are ambassadors for Open who increase awareness of Open Educational Resources and Open Education Practices. OEIs facilitate the adoption, creation and licensing of OER.

#OpenEdInfluencers energetically advocate for the use of Open Textbooks across purpose, faculties and schools. This year, we as OEIs are helping to facilitate the creation of Open Textbooks.

Becoming an Open Education Influencer (BOEI)

Welcome, Advocates and Open Education Enthusiasts - We Are So Glad You Are Here!



Announcements



This course is designed to help individuals who are passionate about trying to help others, or just want to try and pick up some skills and knowledge useful to succeeding ahead. It is a developmental course: to empower you to DO.

You will learn about what Open Education Resources (OER) are. You learn about Facilitation styles and explore creating Influencing activities amidst local and global situations. You will learn about, and how to search for and effectively locate OER. You will reflect and locate the ethos of Ubuntu as an African philosophy of community. We will expand and develop ways to consider our social placements within the UNESCO Sustainable Development Goals.

You should exit knowing how to create your own Open content, applying Creative Commons Licenses, and likewise understanding the value of sharing.

Becoming an Open Education Influencer


6 modules



Open




Ubuntu



Advocacy



Facilitation



Influencing



SDG


BOEI Registration Guide

- Go to: <https://Engage@MandelaUniversity.ac.za>
- Log in using your Google account
- A registration link will be sent to your Gmail account
- Click on the link to confirm your registration

NELSON MANDELA
UNIVERSITY


Remember username

[Forgotten your username or password?](#)

Cookies must be enabled in your browser 

Some courses may allow guest access

Log in using your account on:

 Google

Welcome to Engage@MandelaUni

This is a platform for Open Education, Research, Collaboration and Community Projects. Access to courses are by invitation only.
The instructor of the course will send you enrollment instructions.

BOEI Registration Guide

- Return back to the Engage page
- Sign in with your Gmail account and navigate to Open Education and select BOEI from the options provided

Search courses Go 

- ▶ [Collaboration](#)
- ▶ [OpenEducation](#)
- ▶ [ORHET](#)
- ▶ [Outreach](#)
- ▶ [Student Success](#)

Enrolment options

 [Becoming an Open Education Influencer](#)

Teacher: [Gino Fransman](#)

▼ [Welcome to BOEI - the password to enrol is "BOEI2022"](#)

Enrolment key

Enrol me

BOEI Registration Guide

- Enter the enrolment key into the space provided
- You will now be enrolled for the course

Enrolment options

 [Becoming an Open Education Influencer](#)

Teacher: [Gino Fransman](#)

▼ [Welcome to BOEI - the password to enrol is "BOEI2022"](#)


Enrolment key

Enrol me

You are enrolled in the course. ×

General

Welcome, Advocates and [Open Education](#) Enthusiasts - We Are So Glad You Are Here!

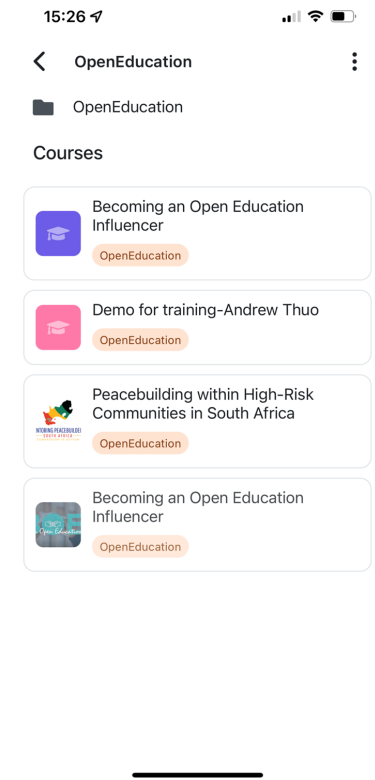
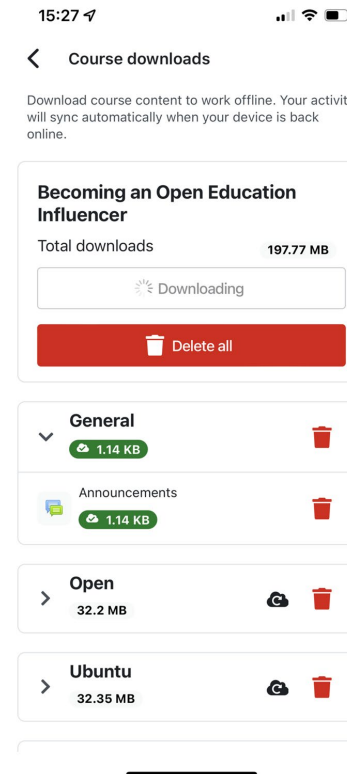
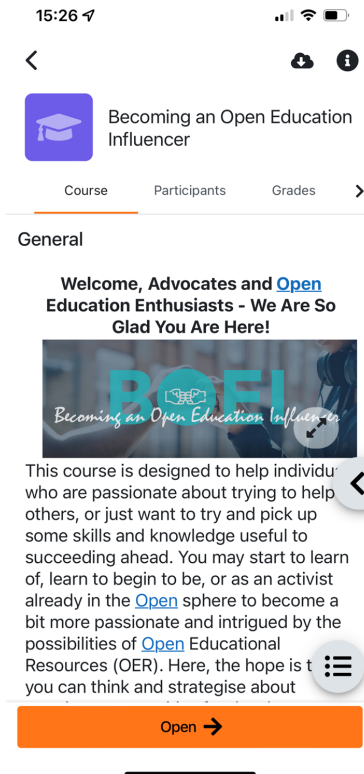
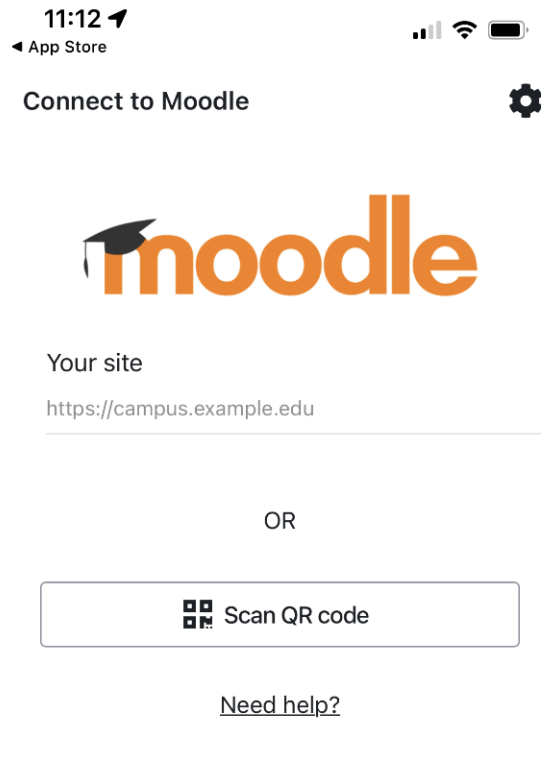


This course is designed to help individuals who are passionate about trying to help others, or just want to try and pick up some skills and knowledge useful to succeeding ahead. You may start to learn of, learn to begin to be, or as an activist already in the [Open](#) sphere to become a bit more passionate and intrigued by the possibilities of [Open Educational Resources \(OER\)](#). Here, the hope is that you can think and strategise about creating opportunities for development, big or in progress. Can you support others to become more effective at influencing, engaging and becoming decision-makers? Will you be able to take direct action to affect change in education, or any other spaces?

Or: do you know others who can benefit by taking this course and making it real?

These are big questions.

The answers you offer are bigger.



BOEI course is now available on Mobile devices, and coursework can be done offline and automatically updated when connections are back.
Thanks to Andrew Thuo from LXD for the work to make this real.

Empowerment

Tip #1

Collaborate widely and enable professional development and network building.



[This Photo](#) by Unknown Author is licensed under [CC BY](#)

Open Education Influencers Project [OEI]

Project Leader/Author:

Mr Gino Fransman (Nelson Mandela University)

Project mentor:

Dr Robert Farrow (OU-UK / GOGN)

Hub Coordinator:

Igor Lesko (Open Education Global)

Koshala Terblanche (LXD @MandelaUni)

Anne-Mart Olsen (@MandelaUni Curriculum Development)

OpenEdInfluencers @MandelaUni

Kelly Liberty, Nomawethu Matyobeni, Sumaya Daffala, Ntemesha Maseka,
Kirsty Meyer, Mlungisi Mhlongo, Nicki-Ann Rayepen, Philip Kitching,
Hannah Terblanche, Lindsay Young, Matilda Smith

University of Massachusetts Amherst

Sarah Hutton, Theresa Dooley, Carol Will, Annette Vadnais

ProductionHaus: the BOEI media partner in Gqeberha, SA
Phil Haussler, Sandra Haussler, Malcolm Kroon

Mr Dave Jenkins, Dr Noluthando Toni, Dr Charles Sheppard,
and Deputy Vice Chancellor at Nelson Mandela University,
Professor Cheryl Foxcroft.

Andrew Thuo. Thandolwethu Gwiba. Tarryn Pretorius.

Thankful acknowledgement to the Siyaphumelela Programme funding grant,
via The Kresge Foundation.

Tip #2

Get students involved in the ideation and curation.
Add student voice.



From left to right: Kelly Liberty; Nomawethu Matyobeni; and Gino Fransman (Project Leader)



Mlungisi Mhlongo



Ntemesha Maseka



Molya Vundamina

“... challenges such as a greater level of discipline and time management, gaining access to equipment, internet, textbooks from libraries and restrictions on social learning. This has shown me the inequalities in access to resources. Open resources have the potential to bridge this gap and make learning more accessible”



Team 2022



“ For students, I see awareness as key. When students are aware of the resources freely available to them, they are able to take ownership of and invest in their own futures”

Lindsay Young

Tip #3

Embed rigorous processes.
Regularly monitor and evaluate progress, and processes.

Use collaborative tools like Google Docs/ Slides and Drive.



This Photo by Unknown Author is licensed under [CC BY-ND](https://creativecommons.org/licenses/by-nd/4.0/)



BOEI Content Development Process NMU

Approach Outlined by Koshala



Anne develops course structure document, uploads to GDrive.

Anne creates manual templates for modules, uploads to GDrive.

UMA Team translates course structure document to manual template for all 6 modules,

Sarah conducts in depth content review of all manuals.

Gaps addressed, content/comments added where NMU needs to make final decision.

Track changes cleared, uploaded to GDrive.

Anne reviews,

uploads to GDrive. Gino conducts final review of uploaded manuals in GDrive.

Any remaining comments are resolved and content embedded, drawing from OEI contributions.

Gino provides final approval and passes clean manual

document along to Koshala. Koshala takes clean manual and begins buildout in Open Moodle.

Questions that arise during content development will be posed to NMU/UMA team by email or WhatsApp group.

Once module build is

complete, Koshala will inform group for review with deadline.

UMA Team conducts review, providing feedback in doc uploaded to GDrive. Filename: UMA_Artifact_Review_Module[#]

Gino/OEIs conduct review, incorporating UMA feedback, in doc uploaded to GDrive.

Filename: NMU_Artifact_Review_Module[#]

Koshala takes feedback from both teams, incorporates into Moodle build, informs teams that module build is complete/changes applied.

NMU/UMA teams use team meetings for shared final

BOEI Content Development Process

Umass Amherst team approach prior to Moodle content development.

Covers up to step 4 of Mandela Uni approach outlined by Koshala



50%

 \$

 %

 .0

 .00
 123

 Calibri
 36
 B
I

A1:B1 fx BOEI Project Grid

	A	B	C	D	E	F	G	H	I
1	BOEI Project Grid		<i>Add tasks to spreadsheet and use dropdown menu to assign to team member and provide regular updates to the team. Feel free to add additional columns as necessary.</i>						
2	Stakeholder	Task	Status	Last Update	Start Date	DUE	Notes /Updates		
4	Gino / Anne	- Open Module Content Creation	DONE	06/04/20	04/09/20	04/28/20	Loaded on the BOEI ecosystem with relevant resources		
5	Gino	- Ubuntu Module Content Creation	DONE	06/04/20	04/09/20	04/28/20	Input required on the skills section please.		
6	Gino	- Kickoff Media Creation	In Progress	04/09/20	04/09/20	04/28/20	Coordinate with Media Creation Team		
7	Anne	- Influencing Module Curriculum Design	DONE	04/09/20	04/09/20	04/28/20	Shared for feedback on the BOEI ecosystem. Some work still needed and content. Will highlight areas.		
8	Anne	- Ubuntu Module Curriculum Design (Content Creator	DONE	06/04/20	04/09/20	04/28/20	Loaded on the BOEI ecosystem with relevant resources		
9	Anne	- Module templates to be developed for remaining modules.	DONE	04/09/20	04/09/20	04/28/20	Loaded on the BOEI ecosystem		
10	Anne	- SBG Module Curriculum Design	DONE	05/04/20	04/27/20	05/04/20	Uploaded for comments with additional, annotated resources		
11	Kelly	- Terminologies	In Progress	04/09/20	04/09/20	04/28/20			
12	Kelly	- Coordinate Amongst OELs for resources and scripting filmed content	In Progress	04/09/20	04/09/20	04/28/20			
13	Sarah	- Review Facilitation Module	In Progress	04/09/20	04/09/20	04/28/20			
14	Sarah	- Format Advocacy Module	In Progress	04/09/20	04/09/20	04/28/20			
		- Start Compiling Assignments and Curriculum for							

We shared about making an OE4BW course as authors, and the experiences and outputs. Now, consider how we can evaluate courses ahead.

Open Education for a Better World Eduscope 2022
Wednesday, 21 September 2022

**Let's speak about a tool for creating
and evaluating quality OER.**



NELSON MANDELA UNIVERSITY



Digital Learning
Experience Design
& Innovation

KOSHALA TERBLANCHE



Koshala

Learning Experience Designer, at Nelson Mandela University, with a focus on innovation and emerging and blended digital technologies to support learning, teaching, research, assessment and business applications. My background is in Information Technology, and I have more than 24 years of experience supporting applications in a higher education environment. My current key performance areas include learning analytics, process design and technology implementation to support administrative, teacher and learner needs.



Digital Learning
Experience Design
& Innovation



LX
D



MIKE
Zwanepoel



KOSHALA
Ferblanche



ANDREW
Thuo



ELMIEN
Waring





LESSONS #1

Start small and improve your course with each iteration.

- Build feedback mechanisms into the course
- Be consistent in the layout of the units in the course.



LESSONS #2

The quality of your course matters

- Ensure that your courses meet quality instructional design and accessibility standards.
- Regularly and systematically reviewed and improved.



OSCQR – SUNY ONLINE COURSE QUALITY REVIEW RUBRIC

*OSCQR – STANDARD #1



Course includes Welcome and Getting Started content.

Review These Explanations

By welcoming learners to the course and providing context for what they will be learning, the instructor sets a tone for success from the start of the course. The course welcome should establish instructor presence and provide enough guidance to ensure that learners will get off to a good start in the online space. In essence, this is the learners' first impression of the instructor, and the course.

In addition to knowing how and where to get started, learners need to know how to proceed when they first access an online course. Visual clues and simple notations, like “start here”, and “before you move on” help guide learners through course learning materials and activities.



Learning Experience Design and Innovation has developed a self-evaluation Online Course Checklist to assist you in identifying which elements of your online courses you may want to address before your new cohort of students begin.



[ABOUT](#)

[GET STARTED](#)



Digital Learning
Experience Design
& Innovation

Online Course Checklist

This Online Course Checklist is reconstructed from The OSCQR Rubric, Dashboard, and Process made available by Online Learning Consortium, Inc. (OLC - <https://onlinelearningconsortium.org/>) under the Creative Commons Attribution 4.0 International License (CC By 4.0). To view a copy of this license, visit <https://creativecommons.org/licenses/by/4.0/>.

The OSCQR Rubric, Dashboard and Process were originally developed by the State University of New York (SUNY), through the Open SUNY® Online Teaching (<https://online.suny.edu/onlineteaching/>). Open SUNY/SUNY Online and its logos are registered trademarks of the State University of New York.



NEXT



HOW IT WORKS

1

COMPLETE

Complete the checklist for all sections or select one.

2

RESULTS

The checklist will give you a percentage result for each section.

3

OPPORTUNITIES

Use this to identify gaps and create interventions.

4

FOR ASSISTANCE

For assistance with interventions, contact the LXD team on lthelpdesk@mandela.ac.za

NEXT 

WE NEED SOME **INFO**

1

MODULE CODE and/or MODULE NAME

Type your module code here

2

LECTURER/REQUESTED BY

Lecturer of the module or person who requested the evaluation?

3

EVALUATED BY

Who is the person doing this course evaluation?

NEXT 



Evaluating an OE4BW Course evaluated by Koshala Terblanche for Gino Fransman on September 21, 2022



Overview &
Information



Technology
& Tools



Design
& Layout



Content &
Activities



Interaction



Assessment
& Feedback



Select one of the categories above to start your evaluation.

PRINT RESULTS



Use the checkboxes to the left of each statement to identify whether your course contains the particular item. Make sure to scroll all the way to the bottom. Once you have selected all your course items, select **SUBMIT** to calculate and display your results, **MENU** will take you back to the category selection page and **CLEAR SELECTION** will to deselect all the items.

<input type="checkbox"/>	Course includes <i>Welcome and Getting Started</i> content.
<input type="checkbox"/>	An orientation or overview is provided for the course overall, as well as in each module. Learners know how to navigate and what tasks are due.
<input type="checkbox"/>	Course includes a Course Information area that deconstructs the syllabus for learners in a clear and navigable way.
<input type="checkbox"/>	A printable syllabus is available to learners (PDF, HTML).



Overview &
Information

SUBMIT

MENU

CLEAR SELECTION



Evaluating an OE4BW course evaluated by Koshala Terblanche for Gino Fransman on September 19, 2022



Overview & Information



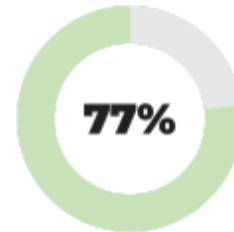
Technology & Tools



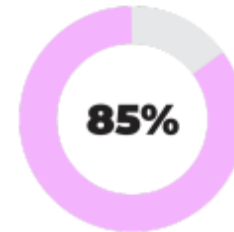
Design & Layout



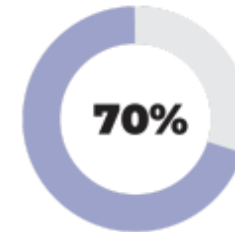
Content & Activities



Interaction



Assessment & Feedback



Select one of the categories above to start your evaluation.

PRINT RESULTS

Licence your work and
acknowledge use of OER, especially relevant
here in OE4BW.

The CARE Framework –
Conspicuous Attribution

<https://www.careframework.org/>

Once complete, the course evaluation tool will be Openly
licenced and reflect the Revision and Remixing of OER under
Creative Commons – CC – BY convention.

Visit <https://openedinfluencers.mandela.ac.za>

Start making your move in Open, or Advocacy, with BOEI.

Use our support
Use the content
Spread Open
Make change real

#OpenEdInfluencers on Twitter/ FB/ Instagram

The Becoming an Open Education Influencer course
Is available on the sites shared earlier.

See our Made During Lockdown series of videos about Open, OER, and collaboration,
available

https://www.youtube.com/playlist?list=PLfcDp_gV7i9K1aUqRgsO6wL_R4aLnJ6sx for
more.

How can BOEI help you share your work?

Use our enrolment guide in this document to access or share the course for yourself or others.

Change the World

www.mandela.ac.za

<http://openedinfluencers.mandela.ac.za>

Gino.Fransman@mandela.ac.za