

7+1

Towards a Green Development Breakthrough in Slovenia

Vida Ogorelec, Umanotera











“The sector of European green industries is growing at 8% per year and in 2008 reached 2,5% of BDP, which is more than steel, automotive and pharmaceutical industries.”

- *Borut Tavčar, DELO daily, June 2012*




Forest cover: 60 % of Slovenia

Increment of wood: 7,5 million m³ PA

Only 1/3 felled (3 million m³)

Considerable share: exported as raw timber



Development Strategy of Slovenia and
Operational Programmes for EU Structural Funds
2014-2020

PlanB
1.0 za Slovenijo
Pobuda za
trajnostni
razvoj

Vizija: Slo
in kakovos
dejavnem
Povzetek

www.PlanBzaSlovenijo.si

PlanB
3.0 za Slovenijo
Pobuda za
trajnostni
razvoj

Za družbo ures
Plan B za Slove
Manifest za ure
tretjega razvoj

www.PlanBzaSlovenijo.si

PlanB
4.0 za Slovenijo
Pobuda za
trajnostni
razvoj

Za zeleni razvojni preboj
Plan B za Slovenijo 4.0:
Prispevek za
Strategijo razvoja Slovenije
2014 - 2020

7 programmes of Green Development Breakthrough

1. Food self-reliance
2. Value chain of wood,
3. Energy renovation of buildings,
4. Transition to renewable energy sources,
5. Modernization of the railway network and public transport
6. Efficient use of natural resources
7. Green tourism

7 Programmes of Green Development Breakthrough

- Focus on (long-term) solutions and provide solutions
- Respond to Slovenia's strategic opportunities
- Reduce dependence on imports
- Create jobs, regionally balanced
- Support reaching climate targets
- Increase competitiveness of economy
- Provide positive vision and promote innovation
- Create Economy of Meaning
- In line with Europe 2020 Strategy

Results to date

- 10.358 signatories
- 195 organisations, businesses, municipalities, associations
- Extensive media coverage
- Public recognition of viability of green vision
- *Green* one of five priorities in draft strategy
- Regional impact






Green Budget Reform Slovenia 2013

Responding to the Crisis with a Sustainable Vision

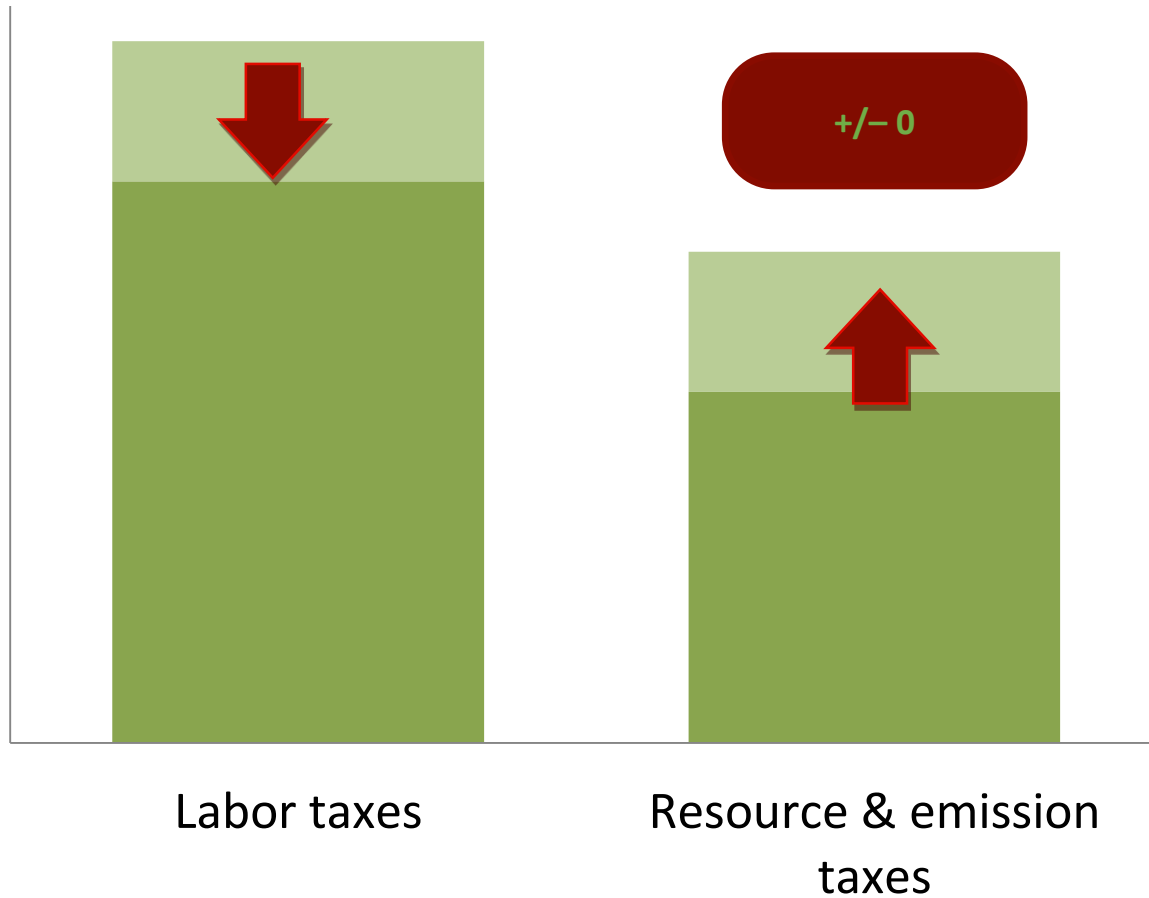
by Jonas Sonnenschein, Umanotera



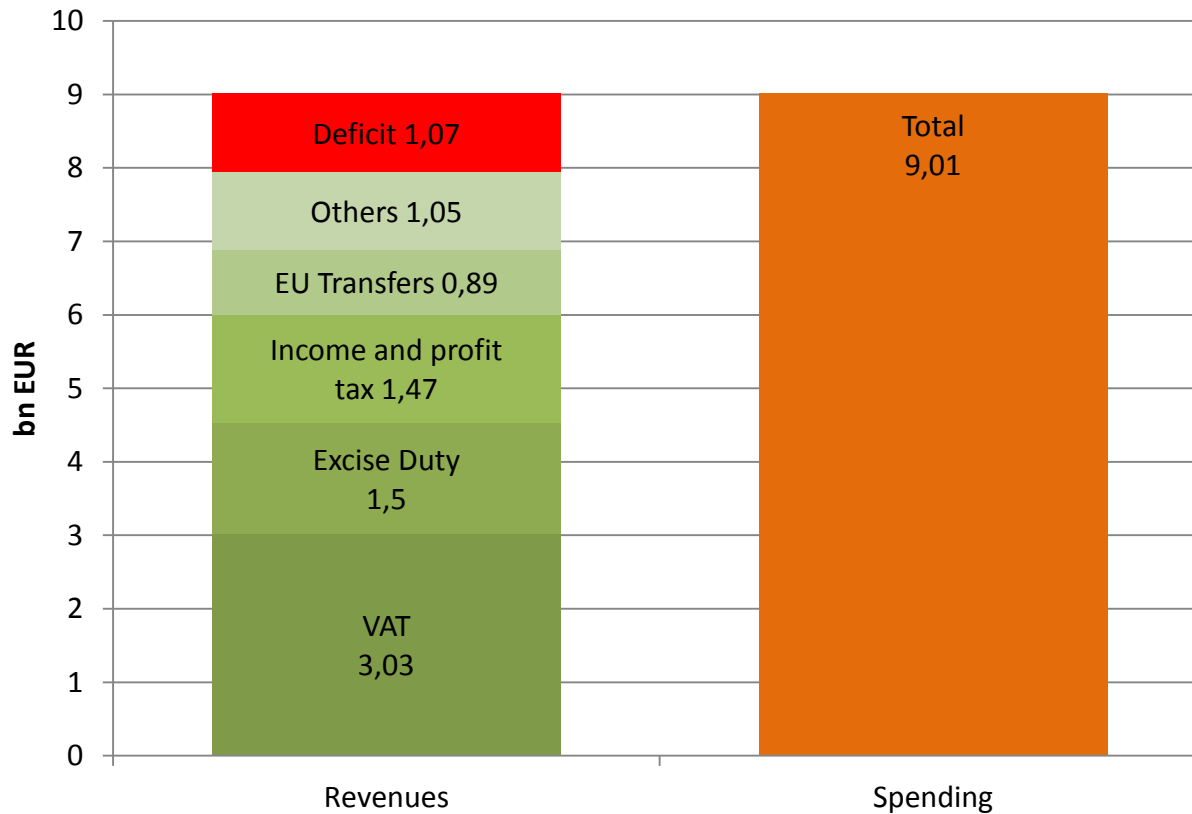
Green budget reform package and benefitting sectors



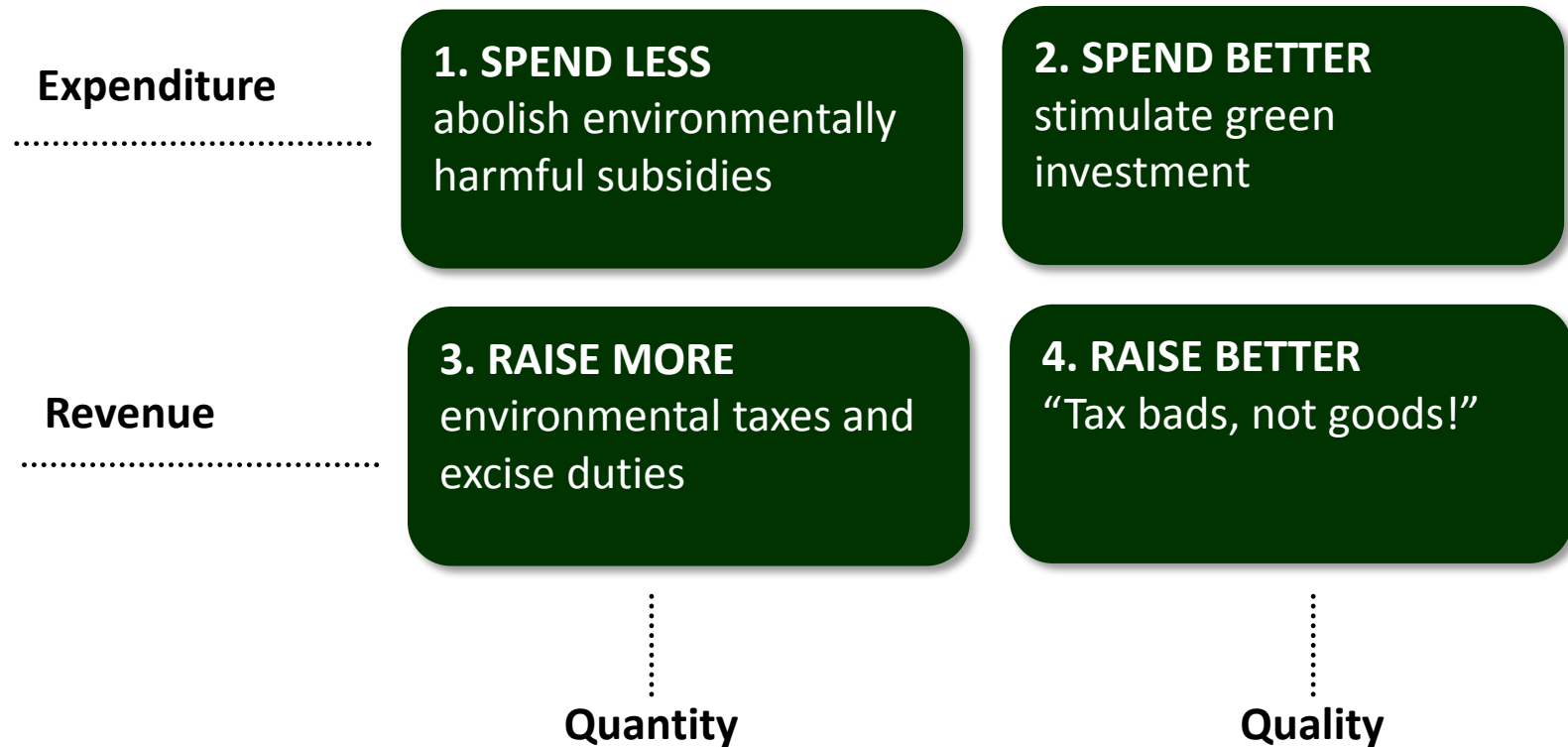
Revenue-neutral tax shift



Revised Budget RS 2013



Strategies for ecological fiscal reform



Environmentally Harmful Subsidies

Subsidies 2011	EUR (in million)
Energy	160
Transport	340
Agriculture	85
Other	
TOTAL	> 485

Harmful Subsidies in Energy Sector

Subsidy	million EUR (2011)
Closing of Trbovlje-Hrastnik coalmine	14
Closing of Uranium mine Rudnik Žirovski Vrh	1
Closing of refinery Nafta Lendava	10
Loan guarantee to TEŠ	0*
Market Price Support for domestic coal	7
Price support to electricity from nuclear power plant Krsko	6
Feed-in tariff for natural gas used in CHP plants	13
Feed-in tariff for biogas	17.3
Feed-in tariff for landfill-gas	1.3
50% refund of excise duty (fuel used in stationary working machinery)	13
Exemption from excise duty for certain uses of energy products (coal)	18
Exemption from excise duty for certain uses of energy products (petroleum)	10
Exemption from excise duty for certain uses of energy products	5
Free allocation of ETS allowances/ exemption from CO2 tax	62.2 – 103.8
TOTAL	>160

Harmful Subsidies in Transport

Subsidy	million EUR (2011)
Traffic infrastructure investments	n.a.
Construction and maintenance of forest roads	3.5
Airports and ports	
Free public parking space	n.a.
70% excise duty refund (motor fuel in forestry and agriculture)	15
Partial refund of excise duty on transport diesel for commercial purposes	46
Exemption from excise duty for certain uses of energy products (petroleum)	10
VAT exemption for international aviation	67
Commuter subsidies	138
Tax benefits for the purchase and the private use of company cars	n.a.
Bail-out of state-owned airline	50
TOTAL	

Harmful Subsidies in Agriculture and Forestry

Subsidy	million EUR (2011)
EU subsidies under the Common Agricultural Policy	n.a.
70% excise duty refund (motor fuel in forestry and agriculture)	15
Reduced VAT rate (8.5%) for phytopharmaceuticals	9.5
Insurance premium support to agricultural producers	5
Public support to agriculture in case of natural disasters	8.5
Uncollected logging taxes	21.9
Prices below market price charged for wood cut in state forests	22 - 25
Construction and maintenance of forest roads	3.5
TOTAL	>85