



LJUBLJANA, SLOVENIA
23 – 25 APRIL 2014



THE DEVELOPMENT OF OPEN EDUCATIONAL RESOURCES AT UNIVERSITAS TERBUKA, INDONESIA

Meirani Harsasi

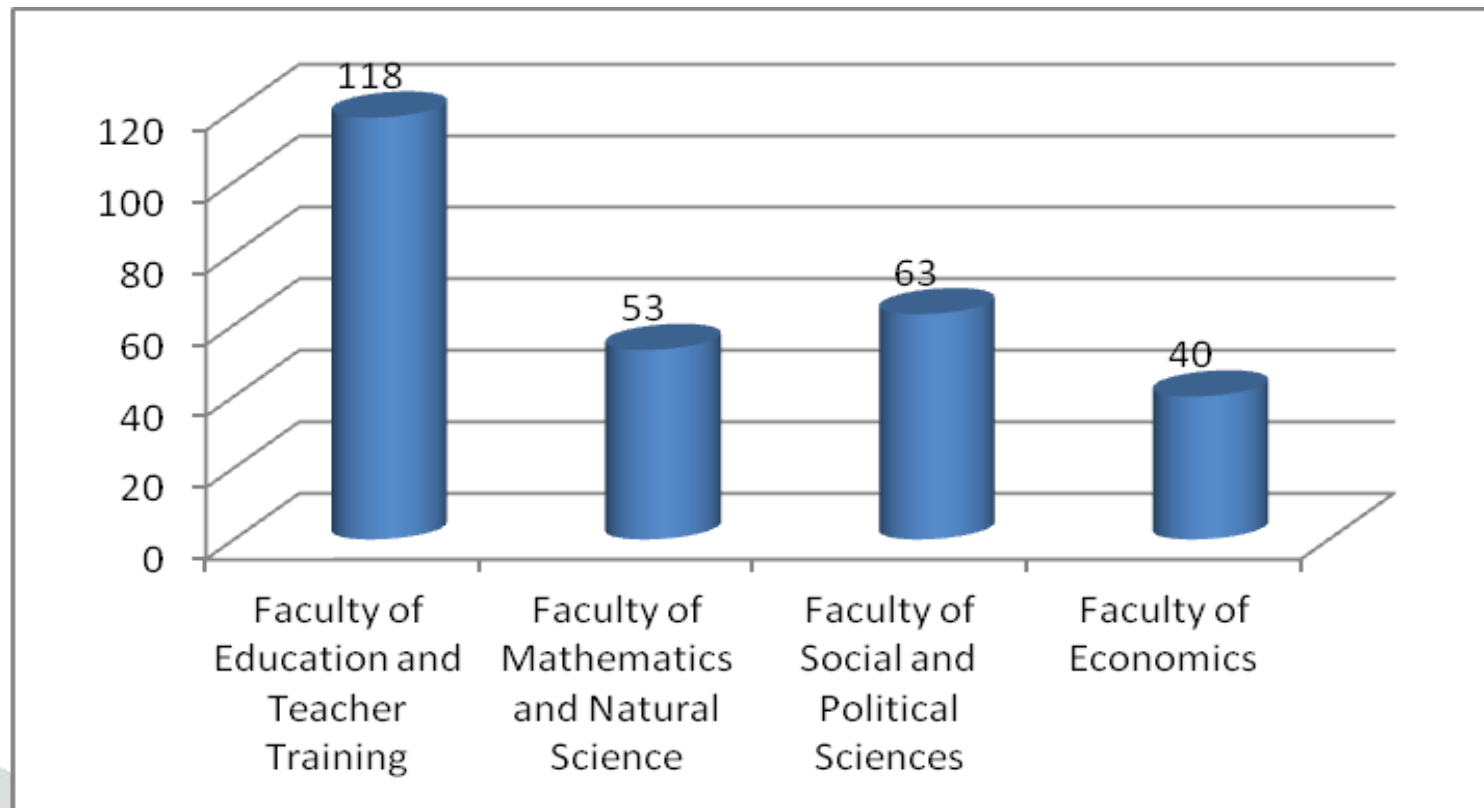
Universitas Terbuka - Indonesia
2014

INTRODUCTION

- Universitas Terbuka (UT) is the only higher education institution in Indonesia that implements a distance and open learning system.
- The essence of distance learning is the separation between students and teachers, which mean students have to be able to study independently.
- UT provides variety of learning material, including OER → UT OpenCourseWare

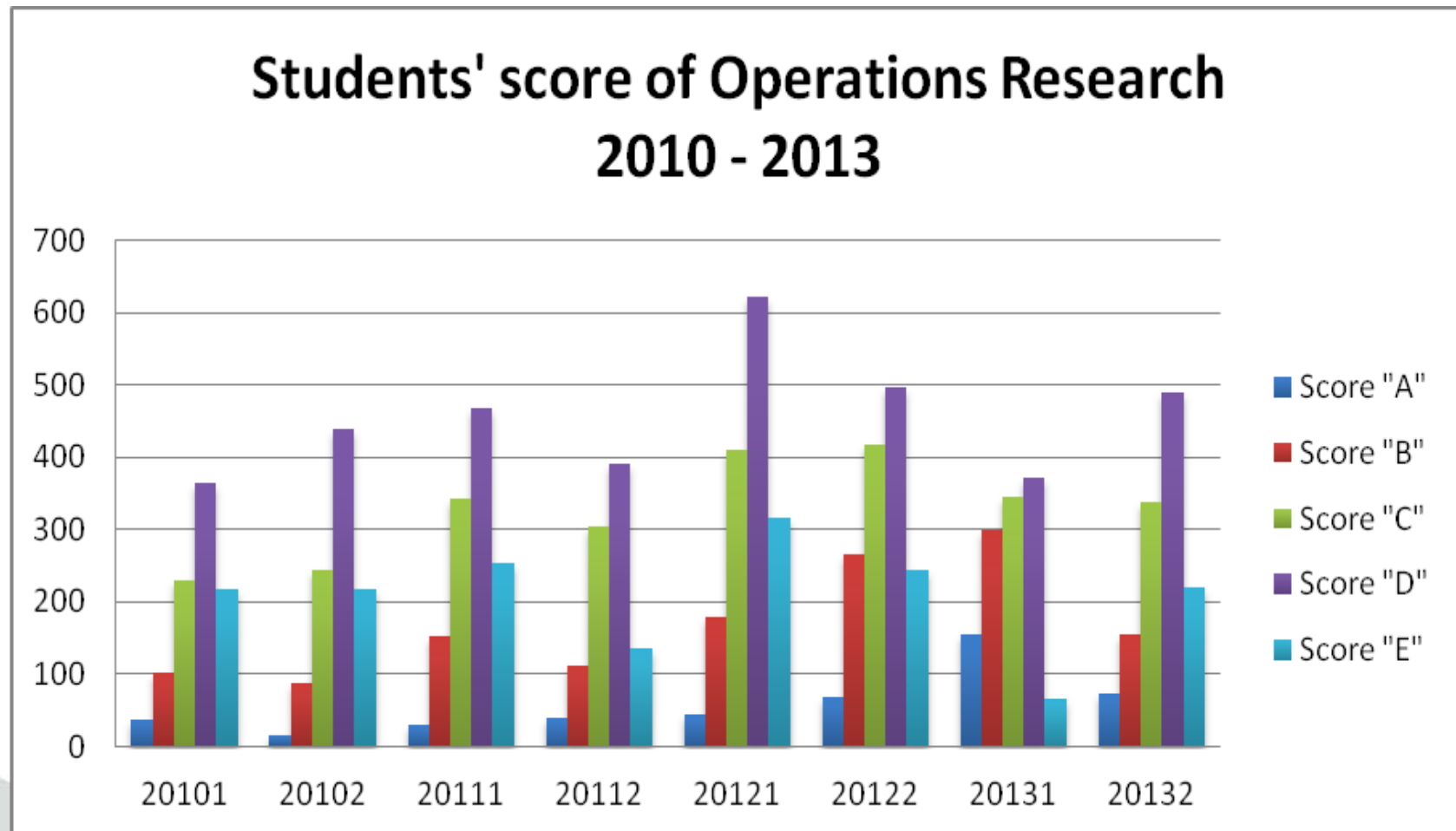
INTRODUCTION

- Until 2013, UT has developed 274 OER of 4 faculties



INTRODUCTION

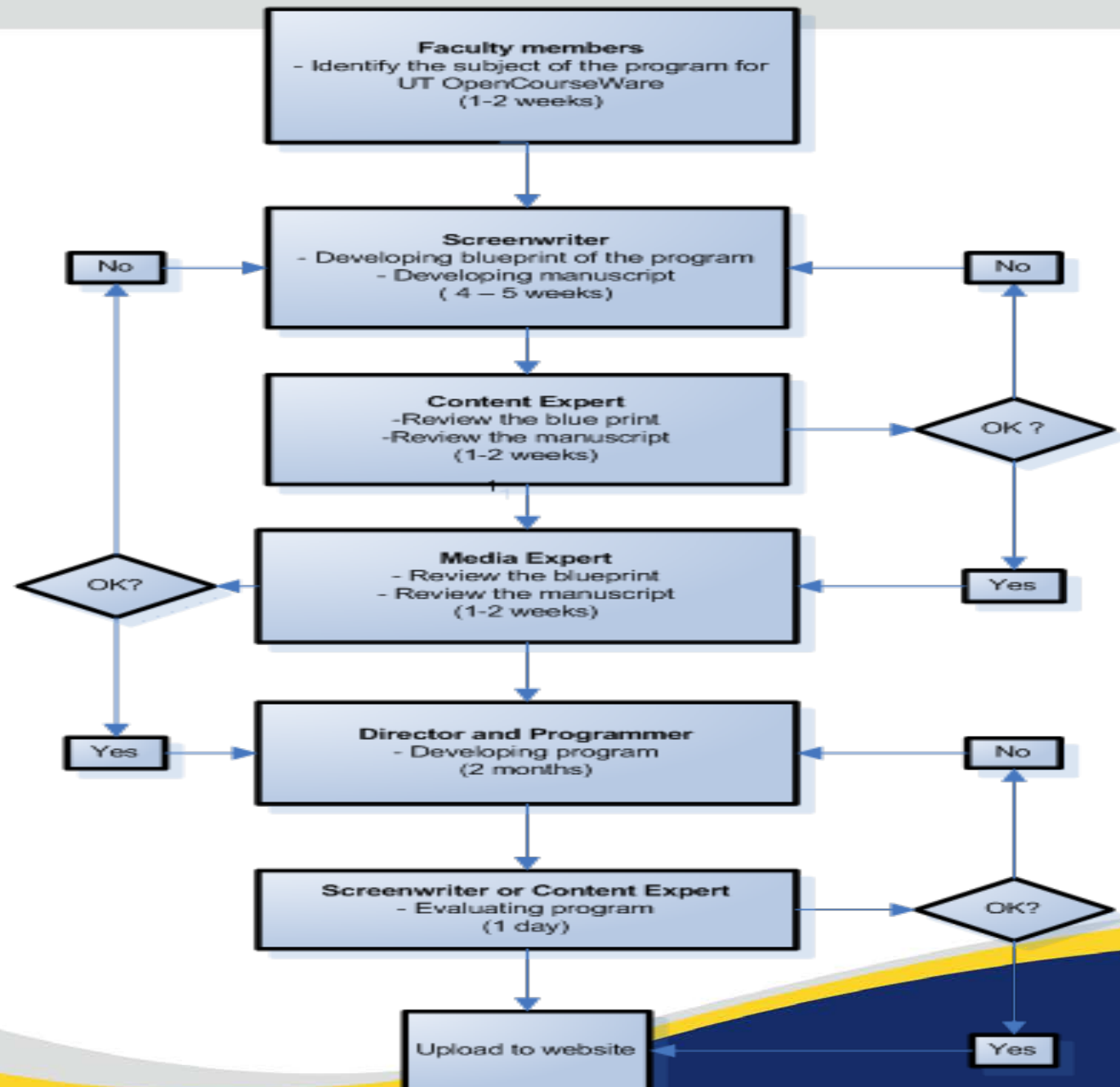
- One of OER → Operations Research Course → difficult course



THEORETICAL BACKGROUND

- Open Educational Resources (OER) are defined as "technology-enabled, open provision of educational resources for consultation, use and adaptation by a community of users for non-commercial purposes". (UNESCO, 2002)
- Several benefits of OER:
 - can extend access of learning for everyone, including nontraditional groups of students.
 - can be an efficient way of promoting lifelong learning, bridging the differences between informal and formal learning.
 - can be an asset for expanding education in developing countries.(McDowell, 2010).

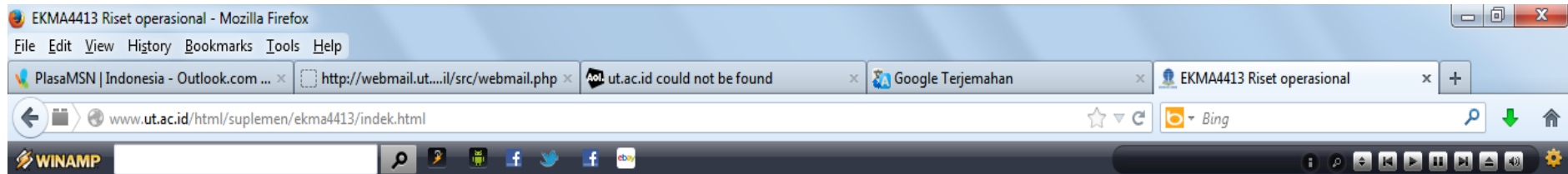
UT OPENCOURSEWARE DEVELOPMENT PROCESS



- Obstacle in developing OER: screenwriters are lecturers who have expertise in a particular knowledge. At the time of writing the script, lecturers not only have to write a script that should be scientifically correct, but also have to set the display on the screen. So in this case the lecturer has a dual role, as a screenwriter as well as lay outer. It is difficult for the majority of lecturers because the lecturers didn't have educational background as lay outer.



UNIVERSITAS TERBUKA



Fakultas Ekonomi

Probabilitas

Mata Kuliah Riset Operasi (EKMA4413)



rani@ut.ac.id

■ Deskripsi Program

Instructional objectives

Tujuan Instruksional Umum

Setelah menyaksikan Web Based Course ini, mahasiswa diharapkan dapat menjelaskan fungsi probabilitas dan cara menghitung besarnya probabilitas dengan berbagai macam komponen perhitungan.

Tujuan Instruksional Khusus

1. Menjelaskan fungsi probabilitas secara umum
2. Menjelaskan dua pendekatan untuk menghitung probabilitas
3. Menjelaskan sifat hubungan antara peristiwa satu dengan dengan peristiwa lainnya
4. Menjelaskan cara membuat distribusi probabilitas
5. Menjelaskan cara membuat histogram
6. Menjelaskan cara membuat Distribusi binomial

Menu options



Klik pada tombol untuk ke menu



1 2



Thank you

