

# DESIGN (DIS)ABILITY

## TEAM KATARINA

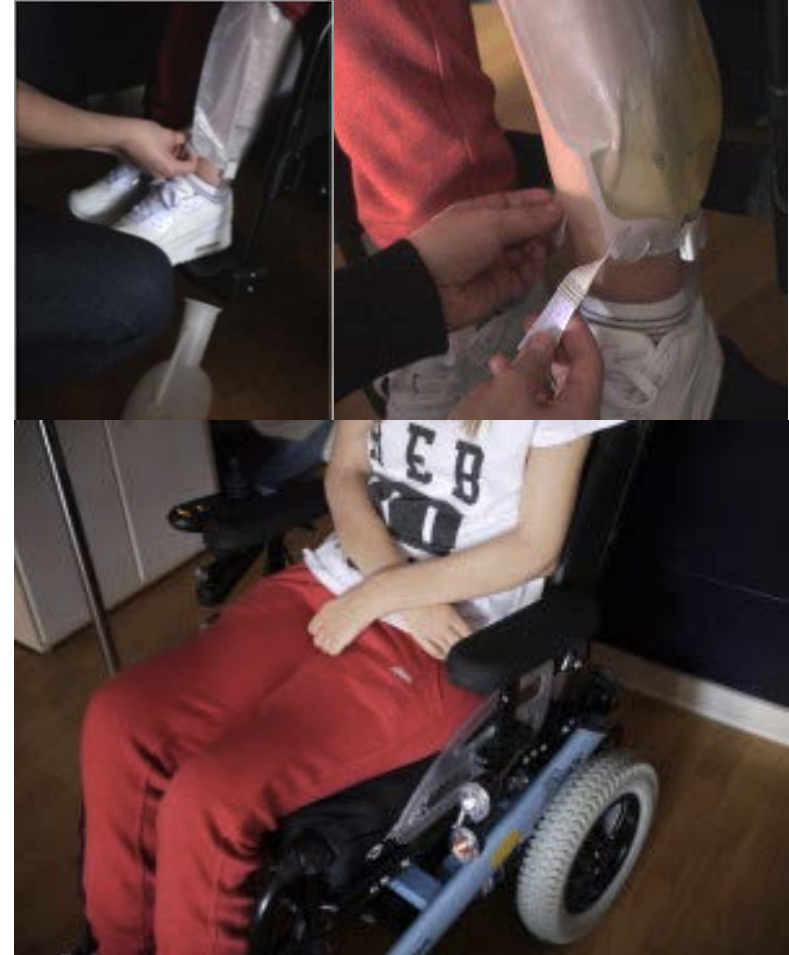


# DESIGN (DIS)ABILITY

## Workshop – Team Katarina

### PAIN POINTS // PANTS

1. Too tight in the lower legs because of urine bag.
2. Difficult to access urine bag
3. Material bunches up in front
4. Material too short in back, lacking protection for kidneys.
5. Tight around knee area
6. Limited to sweatpants for comfort



# DESIGN (DIS)ABILITY

Workshop – Team Katarina

## SUCCESS METRICS // PANTS

1. Aesthetically pleasing
2. Comfortable
3. High on the back
4. Fits well around knee around the knee
5. Easy access to urine bag

# DESIGN (DIS)ABILITY

Workshop – Team Katarina

DESIGN FEATURES // PANTS

High back, low front

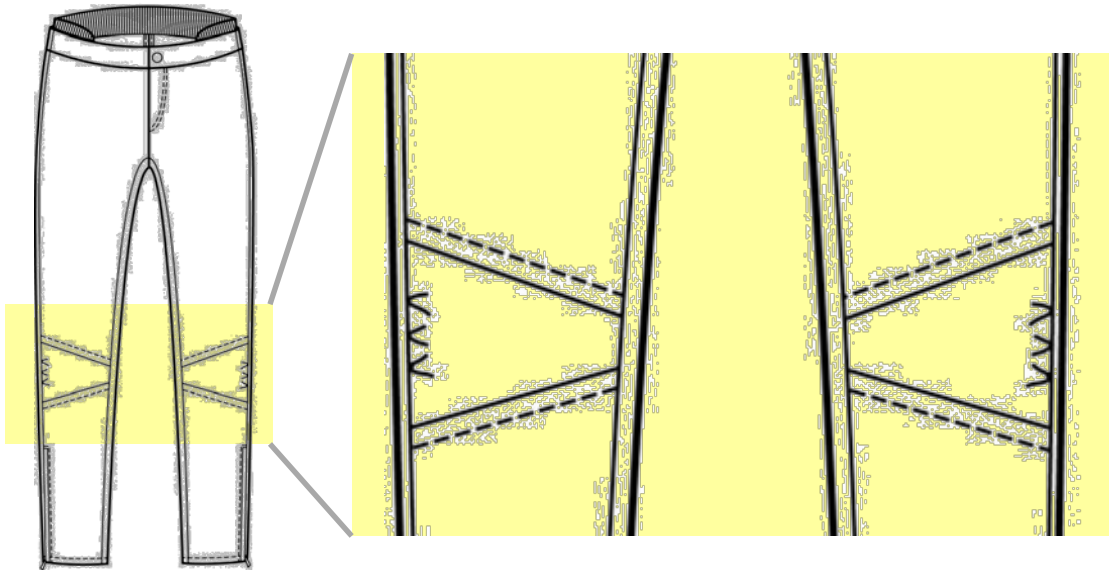


# DESIGN (DIS)ABILITY

Workshop – Team Katarina

DESIGN FEATURES // PANTS

Wrinkles at the sides of the knee

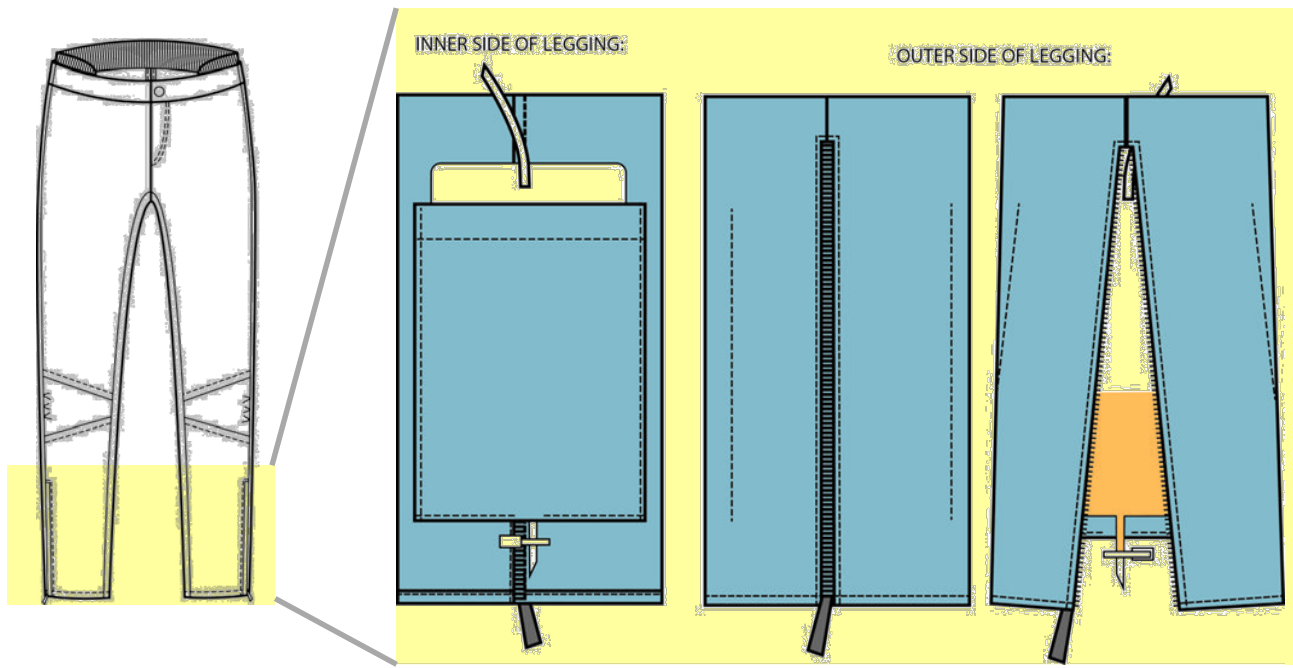


# DESIGN (DIS)ABILITY

Workshop – Team Katarina

## DESIGN FEATURES // PANTS

Long zipper in lower leg for urine bag access



# DESIGN (DIS)ABILITY

Workshop – Team Katarina

DESIGN FEATURES // PANTS

Soft, stretchy, denim-like material



# DESIGN (DIS)ABILITY

Workshop – Team Katarina

## SUCCESS METRICS // PANTS

Metric (out of 5)	Pants
Aesthetically pleasing?	5
Comfortable	5
High on the back	4
Ability to wear same sized shoes on both feet	5
Easy access to urine bag	5



# DESIGN (DIS)ABILITY

## Workshop – Team Katarina

### PAIN POINTS // JACKET

1. Difficulty donning and doffing independently
2. Sleeves too long for driving wheelchair, OR, shoulder width is too small for easy dressing
3. Material bunches up in front
4. Material too short in back



# DESIGN (DIS)ABILITY


Workshop – Team Katarina

## SUCCESS METRICS // JACKET

1. Aesthetically pleasing
2. Comfortable
3. Warm
4. Ability to don independently
5. Ability to zip
6. Ability to unzip
7. Ability to doff independently
8. Short length in front
9. Long length in back

# DESIGN (DIS)ABILITY

Workshop – Team Katarina



# DESIGN (DIS)ABILITY

Workshop – Team Katarina

DESIGN FEATURES // JACKET

Magnet zipper, with help loops along zipper



# DESIGN (DIS)ABILITY



DESIGN (DIS)ABILITY workshop | Ljubljana March 30 to April 3 2015 | by RogLab & Open Style Lab

# DESIGN (DIS)ABILITY



# DESIGN (DIS)ABILITY

Workshop – Team Katarina

DESIGN FEATURES // JACKET

Doffing: Loop on sleeve anchors sleeve to wheelchair armrest.



# DESIGN (DIS)ABILITY



DESIGN (DIS)ABILITY workshop | Ljubljana March 30 to April 3 2015 | by RogLab & Open Style Lab



# DESIGN (DIS)ABILITY

Workshop – Team Katarina

DESIGN FEATURES // JACKET


Accessible pocket



Ribbed knit sleeve cuff



Detachable hood



# DESIGN (DIS)ABILITY

Workshop – Team Katarina

## SUCCESS METRICS // RESULTS

Metric (out of 5)	Jacket
Aesthetically pleasing	5
Comfortable	5
Warm	4
Ability to don independently	4
Ability to zip	4
Ability to unzip	5
Ability to doff independently	2.5
Length in front	4
Length in back	5

# DESIGN (DIS)ABILITY



DESIGN (DIS)ABILITY workshop | Ljubljana March 30 to April 3 2015 | by RogLab & Open Style Lab

# DESIGN (DIS)ABILITY

## Moda, tehnologija in gibalna oviranost | Fashion, Technology and Physical Disability

Ljubljana, 3. 4. 2015



Organizatorji:



ROGLAB  
FASHION PRESENT  
CENTRE FOR



S podpora:



Mestna občina  
Ljubljana



U.S. Embassy  
Ljubljana



Partnerji:

Zavod Culturemaker  
YHD – društvo za teorijo in kulturo hendikepa  
Slovenski etnografski muzej  
Zdravstvena fakulteta, Univerza v Ljubljani

Medijski pokrovitelj razprave:



Sponsorji:



Parsons School of Design  
UC San Diego Communication  
Department